



ASIAL SECURITY INDUSTRY LICENSING REPORT 2022

Now in its third year, the ASIAL Security Industry Licensing Report 2022 draws on data provided by state and territory security regulators to provide a snapshot of the number of licensed security firms and individuals across Australia.

LICENCE NUMBERS AS AT 31 DECEMBER 2021



INDIVIDUAL SECURITY LICENCE HOLDERS

147,574

TOTAL

SECURITY FIRM / MASTER LICENCE HOLDERS

11,683

TOTAL



The 2022 Report reflects the labour shortage challenge facing the Australian economy in the wake of the COVID-19 pandemic, with a significant fall in the number of licensed security personnel, with the Australian Capital Territory, Victoria and West Australia particularly hard hit.

As the recent **Security 2025** Report highlighted, Australia’s \$11 billion private security industry is a vital component of economic activity. As state and territory economies open and start to ramp up, demand for security is growing. However, shortages in licensed security personnel is jeopardising the ability of many vital sectors of the economy, such as live entertainment, hospitality and tourism to operate safely and effectively, placing a handbrake on economic recovery and growth.

Throughout the past twelve months, ASIAL has urged state, territory and federal governments to work collaboratively with industry to implement practical strategies to address the shortage in licensed security personnel to ensure there is sufficient capacity and capability to meet market needs. Among the solutions suggested by ASIAL include:

- Attracting new entrants by improving security licensing turnaround times – slow licence processing times are a major deterrent to attracting new entrants;
- Government publicly acknowledging the important role performed by the security industry. In doing so, this would help promote security as a possible career pathway for displaced workers, mature age workers, the indigenous community and women;

- Providing accessibility to funded training for entry level security training;
- Developing a strategy to attract lapsed individual security licence holders back into the industry by offering a moratorium on licences that lapsed during the COVID-19 pandemic.

The ASIAL Security Industry Licensing Report 2022 underscores the need for government to work with industry to develop strategies to build Australia’s security capability and capacity to meet the demands of business, government and the wider community.

Acknowledgement

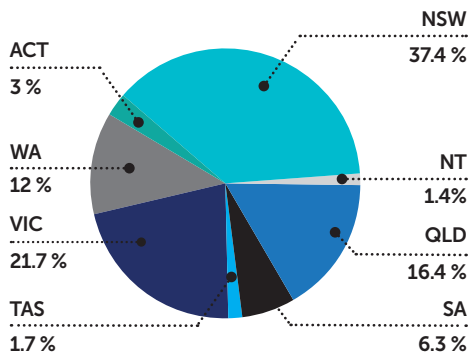
In publishing this report ASIAL would like to acknowledge the support and data provided by each state and territory security industry regulator:

- ACT – Access Canberra
- NSW – Security Licensing & Enforcement Directorate, NSW Police Force
- NT- Department of Industry, Tourism & Trade
- QLD – Office of Fair Trading
- SA - Consumer and Business Services
- TAS - Consumer Building and Occupational Services, Department of Justice
- VIC – Licensing & Regulation Division, VIC Police
- WA – Licensing Services, WA Police

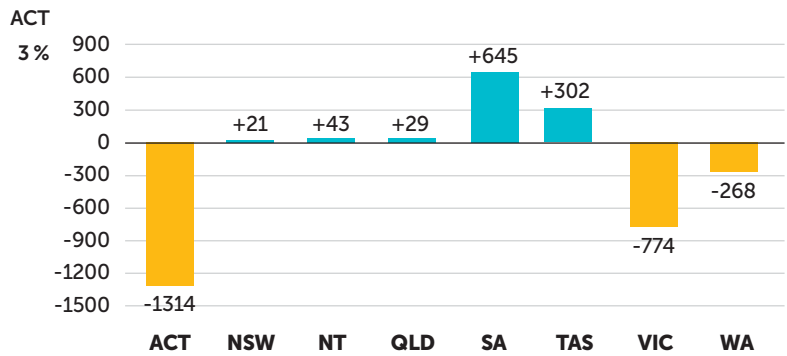
[Continues over page >](#)

STATE OF THE NATION

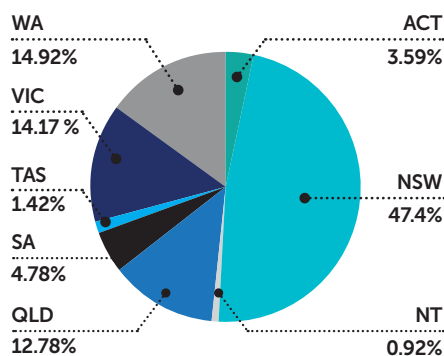
Total number of individual security licence holders by state/territory



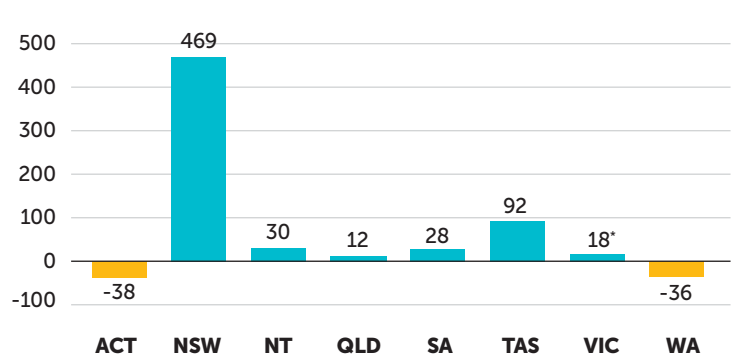
Year on year movement of individual security licences by state/territory – end 2022 vs end 2021



Total number of Security Firm / Master Licence holders by state/territory



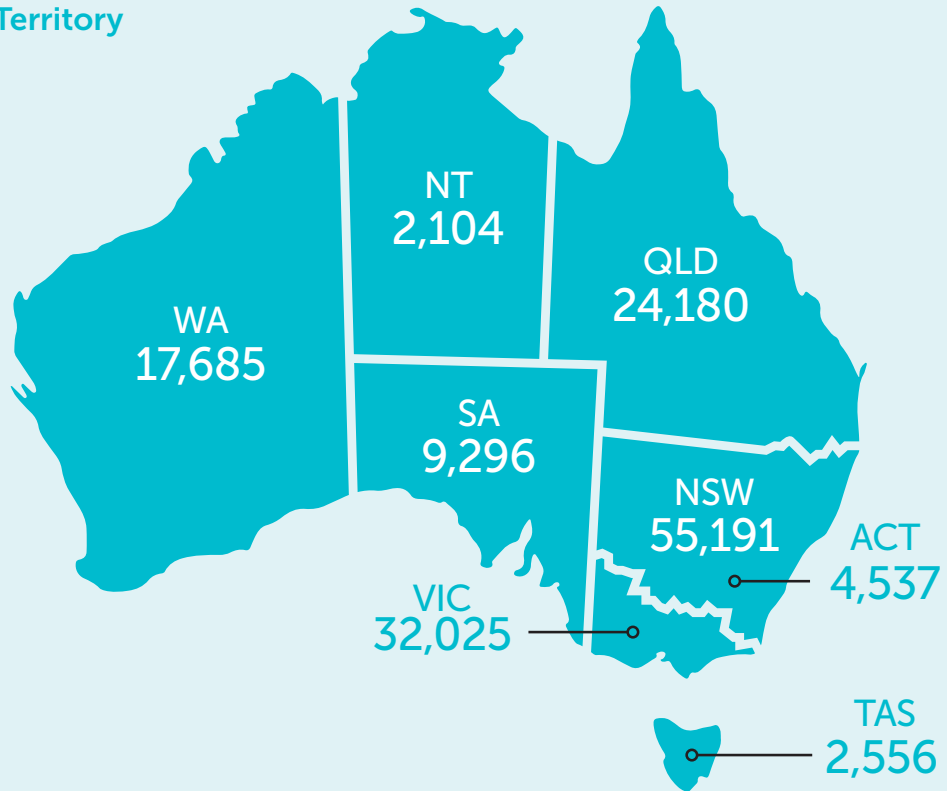
Year on year movement of security Firm / Master Licence holders – end 2022 vs end 2021



*Excludes business registrations

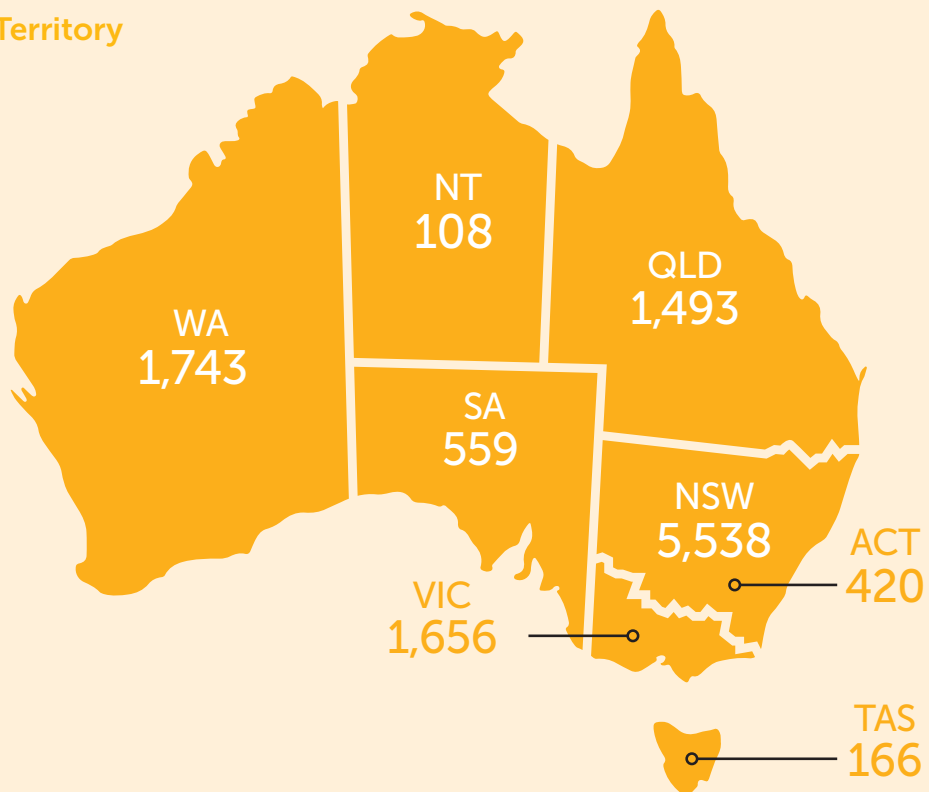


Individual Security Licence
Holders by State/Territory
31 Dec 2021



TOTAL
147,574

Security Firm / Master Licence
Holders by State/Territory
31 Dec 2021



TOTAL
11,683



ACT

Key highlights

- At the end of 2021 the total number of individual licence holders stood at 4,537, down 22% on the previous year.
- No information was available on the split between male and female licence holders.

Individual Licence Holders	31 DEC 2019	31 DEC 2020	31 DEC 2021
Total number of Individual licence holders	4716	5851	4537
1A Patrol, guard, watch or protect property (including CIT)	-	5002	3841
1B Act as a bodyguard	-	249	157
1C Act as a crowd controller	-	4237	3295
1D Guard with a dog	-	64	33
1E Act as a monitoring centre operator	-	1722	1367
1FC Guard with a firearm for cash in transit	-	130	92
1FP Guard with a firearm for protecting property	-	47	38
2A Acts as a security consultant	-	271	218
2B Sell security equipment	-	569	500
2C Carry out surveys and inspections of security equipment	-	529	456
2D Give advice about security equipment	-	521	454
2E Install, maintain, monitor, repair or service security equipment	-	719	632
New individual licence applications	1309	1272	883
Individual licences cancelled/ terminated	1127	1283	842
Master Licence Holders	31 DEC 2019	31 DEC 2020	31 DEC 2021
Total number of Master Licence holders	388	458	420
New Master Licence applications	80	78	44
Master Licences cancelled/ terminated	3	43	36

NSW

Key highlights

- Individual security licence holders grew marginally.
- 89.2% of individual security licence holders were male and 10.08% female.
- Master Licence holders grew 9.2% during 2021.

Individual Licence Holders	31 DEC 2019	31 DEC 2020	31 DEC 2021
Total number of Individual licence holders	53,657	55,170	55,191
1A	45,013	46,090	45,610
1B	1,535	1,577	1,507
1C	42,703	43,893	43,560
1D	643	612	592
1E	17,469	20,208	20,774
1F	2,170	2,153	2,115
2A	1,692	1,755	1,764
2B	9,980	11,480	12,154
2C	10,780	12,552	13,534
2D	818	829	828
New individual licence applications	7,811	6,537	5046
Individual licence cancellations/ terminations	554	327	345
Master Licence Holders	31 DEC 2019	31 DEC 2020	31 DEC 2021
Total number of Master Licence holders	4,924	5,069	5,538
MA	966	1,001	1,123
MB	2,435	2,580	2,829
MC	1,005	990	1,053
MD	344	323	347
ME	174	175	186
New Master Licence applications	941	923	1065
Master Licences cancellations/ terminations	109	62	50

Continues over page >

**NT****Key highlights**

- 11% growth in security firm licence holders.
- No information was available on the split between male and female licence holders.

Individual Licence Holders	31 DEC 2019	31 DEC 2020	31 DEC 2021
Crowd Controllers Licence only	79	78	74
Security Officer and Crowd Controllers	1662	1764	1824
Security Officer only	224	219	206
New individual licence applications	679	766	768
Individual licences cancelled/ terminated	648	584	726
Security Firm Licence Holders	31 DEC 2019	31 DEC 2020	31 DEC 2021
Total number of Security Firm Licence holders	89	97	108
New Company/Firm applications	46	34	39
Company/Firm licences expired	38	19	34

SA**Key highlights**

- 7.5% growth in individual security licence numbers to 9,296.
- 88.3% of individual security licence holders were male and 11.7% female.
- Security firm licence holders' numbers grew by 5.2% to 559.

Individual Licence Holders	31 DEC 2019	31 DEC 2020	31 DEC 2021
Total number of Individual licence holders	8681	8651	9296
New individual licence applications	1217	1223	1626
Individual licences cancelled/ terminated	1018	1049	953
Security Firm Licence Holders	31 DEC 2019	31 DEC 2020	31 DEC 2021
Total number of Security Firm Licence holders	523	531	559
New Security Firm applications	63	66	65
Security Firm licences cancelled/ terminated	52	42	40

QLD**Key highlights**

- Individual security licence holders grew marginally.
- Security Firm licence holders grew marginally.
- No information was available on the split between male and female licence holders.

Individual licence holders as at 31/12/2021	31 DEC 2019	31 DEC 2020	31 DEC 2021
Total number of Individual licence holders	24034	24151	24180
New individual licence applications unrestricted	5018	3703	3825
New individual licence applications restricted	25	11	18
Individual licences refused	131	81	55
Individual licences cancelled	225	123	110

Note: no breakdown of male/female security licence holders was available.

Security Firm Licence Holders	31 DEC 2019	31 DEC 2020	31 DEC 2021
Total number of Security Firm Licence holders	1437	1481	1493
New Security Firm Licence applications	247	198	241
Security Firm licence refused	0	0	0
Security Firm licence cancelled	10	14	6

WA**Key highlights**

- The total number of individual licence holders fell by 268.
- The total number of agent licence holders fell by 36.

Individual Licence Holders	31 DEC 2019	31 DEC 2020	31 DEC 2021
Total number of Individual licence holders	15000	17953	17685
New individual licence applications	4727*	5941**	5856**

* Includes additional licence applications by individuals with an existing licence

** Includes renewal applications

Agent Licence Holders	31 DEC 2019	31 DEC 2020	31 DEC 2021
Total number of Agent Licence holders	1679	1779	1743
Security Agent	1300	1371	1361
Crowd Control Agent	209	231	222
Inquiry Agent	170	177	160
New Agent applications	197	206	192



TAS

Key highlights

- Over the past year, 5 Licences were cancelled. No licences were surrendered during 2021.

Employee Level - Class/ Activity	Total No. of Currently Issued Licences 31 DEC 2021
Commercial Employee	9
Crowd Control	1967
Security Guard General	2058
Monitoring Room Operator	472
Bodyguard	28
Permitted to use Guard Dog	5
Permitted to Carry Firearm	48
Permitted to Carry Baton	19
Permitted to Carry Handcuffs	18
Exemption to Display Licence	5
Total Licensed Security Guards General - Employee Level	4629
Individual Agent – Class / Activity	Total No. of Currently Issued Licences 31 DEC 2021
Commercial Agent	78
Crowd Control	136
Security Guarding General	154
Monitoring Room Operator	77
Bodyguard	38
Permitted to use Guard Dog	3
Permitted to Carry Firearm	32
Permitted to Carry Baton	11
Permitted to Carry Handcuffs	11
Exemption to Display Licence	3
Inquiry Agent	110
Total Licensed Individual Agents	653
Body Corporate Agent - Class/ Activity	Total No. of Currently Issued Licences 31 DEC 2021
Commercial Agent	8
Crowd Control	172
Security Guarding General	52
Monitoring Room Operator	27
Bodyguard	8
Inquiry Agent	27
Total Licensed Body Corporate - Agents	166
TOTAL of all Licences Issued	5448

VIC

Key highlights

- Individual security licence holders fell by 774.
- 83% of individual security licence holders were male and 17% female.
- 96% of individual registration holders were male and 4% female.
- Business licence holders grew 2.2% to 828.

Individual Licence Holders	31 DEC 2019	31 DEC 2020	31 DEC 2021
Total number of Individual licence holders	33138	32799	32,025
Crowd Controller, Security Guard	28701	28605	28,225
Security Guard	1202	1140	1,016
Bodyguard, Crowd Controller, Security Guard	1151	1072	941
Investigator	1006	971	890
Crowd Controller, Investigator, Security Guard	333	317	300
Crowd Controller	223	223	207
Private Security Trainer, Crowd Controller, Security Guard	157	146	139
Other			307
Individual registration total	4480	4636	4,633
Security Equipment Installer, Security Advisor	2579	2609	2,598
Security Equipment Installer	1319	1422	1,484
Security Advisor	582	605	551
New individual licence applications	5245	15191 (includes renewal applications)	-
Individual licences cancelled/ suspended	315	174	-
Business Licence holders	31 DEC 2019	31 DEC 2020	31 DEC 2021
Total number of Business Licence holders	836	810	828
Crowd Control, Security Guard	391	388	405
Security Guard	135	134	149
Investigator	99	98	78
Bodyguard, Crowd Control, Security Guard	66	66	66
Crowd Control, Investigator, Security Guard	29	28	30
Private Security Trainer	27	19	21
Other	59	25	79
Approved new Business Licence applications	252	476 (includes renewal)	-